

Standard Construction and Materials

FRAME: .081" thick (nominal) extruded aluminum, 6063-T52/T6 alloy.

BLADE: .064" thick (nominal) extruded aluminum, 6063-T52/T6 alloy.
Blades approximately 1 3/4" on centers.

LOUVER FACE: Full jamb section, with blades and head contained in jambs.

SCREEN: (When indicated.)

1/2" flattened aluminum (.051" thick),

-or- 1/2" sq. mesh, intermediate double-crimped aluminum wire, .063" dia.,

-or- 18/16 mesh, .011" dia. aluminum wire, insect screen.

FINISH: Mill

Options

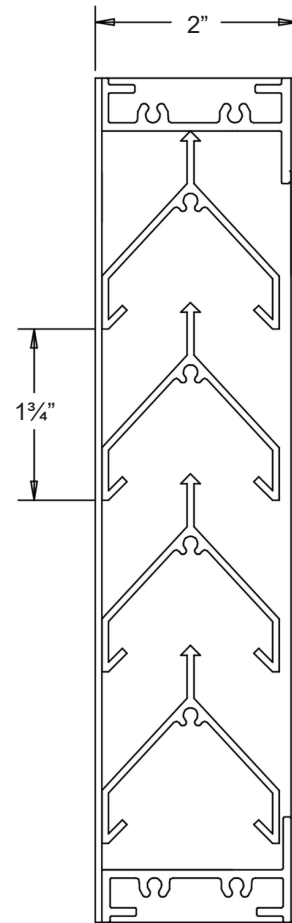
Finish - Baked Enamel, Kynar, Anodize

Notes

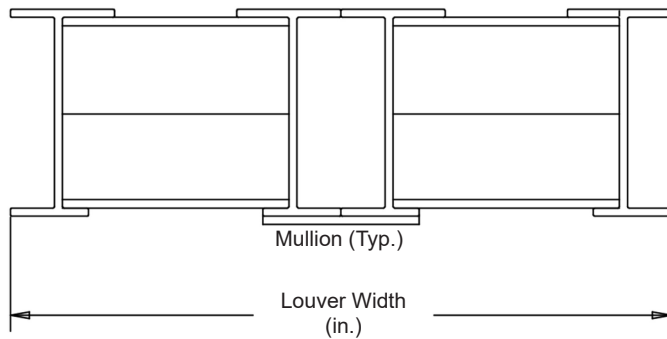
1. Nominal deductions will be made to the opening size given.
2. Approximate shipping weight is 3.8 lbs./sq.ft.

Louver Sizes

Min Panel	Max Single Panel
12"W x 12"H	60"W x 96"H



Not to scale.



Item #	Qty	Width	Height	Width	Height	Mullion	Type	Location	Union Made
		Opening Size		Louver Size			Screens		
Arch. / Eng.:						EDR:		ECN:	Job:
Contractor:									
Project:				Date:		DWN:		DWG:	

In the interest of product development, Cesco Products reserves the right to make changes without notice.



450 Riverside Dr • Wyalusing PA, 18853
Phone: 570-746-1888 • Fax: 570-746-9286
www.cescoproducts.com

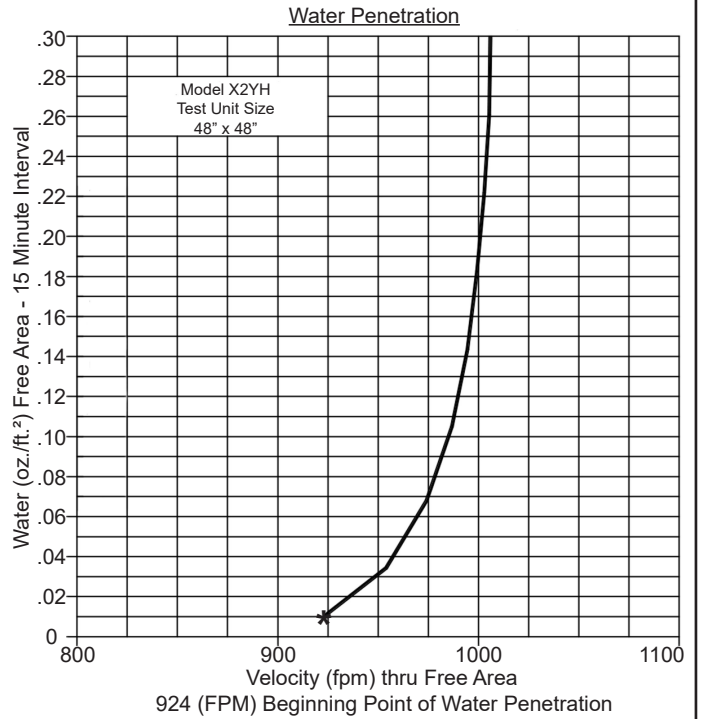
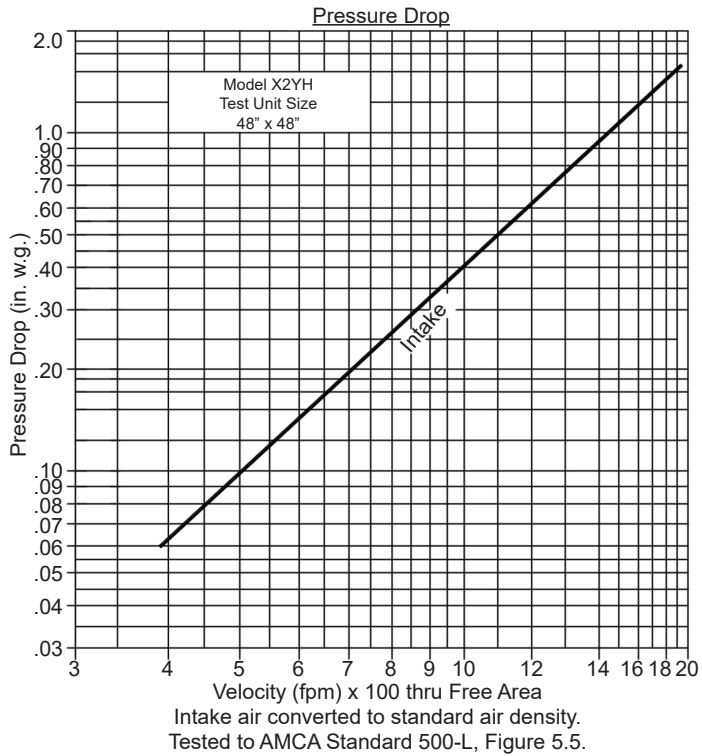
Performance Data

Pressure Drop: .40 in. w.g. at 1000 fpm (intake)

Free Area: 4.43 sq.ft. = 27.7% for 48"W x 48"H sample tested in accordance with AMCA Standard 500-L.

Beginning Point of Water Penetration: 924 fpm

Ratings do not include effects of a screen.



Free Area (sq.ft.)

		Width (in.)								
		12"	18"	24"	30"	36"	42"	48"	54"	60"
Height (in.)	12"	.26	.42	.57	.73	.88	1.04	1.20	1.35	1.51
	24"	.50	.80	1.10	1.40	1.70	2.00	2.30	2.60	2.90
	36"	.74	1.18	1.63	2.07	2.52	2.96	3.70	3.85	4.29
	48"	.98	1.57	2.16	2.74	3.33	3.92	4.43	5.10	5.68
	60"	1.22	1.95	2.68	3.42	4.15	4.88	5.61	6.34	7.08
	72"	1.46	2.34	3.21	4.09	4.96	5.84	6.72	7.59	8.47
	84"	1.70	2.72	3.74	4.76	5.78	6.80	7.82	8.84	9.86
96"	2.02	3.24	4.45	5.67	6.88	8.10	9.31	10.53	11.74	